

Materials

Outer shell: C3604 brass, nickel-plating
 Split insert carrier 1: C3604 brass, nickel-plating
 Split insert carrier 2: C3604 brass, nickel-plating
 Insulator: PPS (Polyphenylene sulfide) UL94 V-0, beige
 Pin: C38500 brass, 0.2 µm gold-plating, solder cup style
 Collet: C3604 brass, nickel-plating
 Collet nut: C3604 brass, nickel-plating

Electrical Requirements

Breakdown voltage: 0.85 kV rms (contact to contact), 0.65 kV rms (contact to shell)
 Dielectric strength: 1 min @ 500 Vac
 Insulation resistance: 10000 MΩ @ 500 Vdc
 Contact resistance: 30 mΩ or less, 5000 cycles

Mechanical Requirements

Insertion force: 1.02 kgf average
 Withdrawal force: 0.82 kgf average
 Latch force: 18.4 kgf average
 Life cycle: 5000 minimum mating cycles at 300 cycles per hour
 Shock resistance: 100g, 6 ms
 Resistance to vibration: 10-2000 Hz, 15g

Environmental Requirements

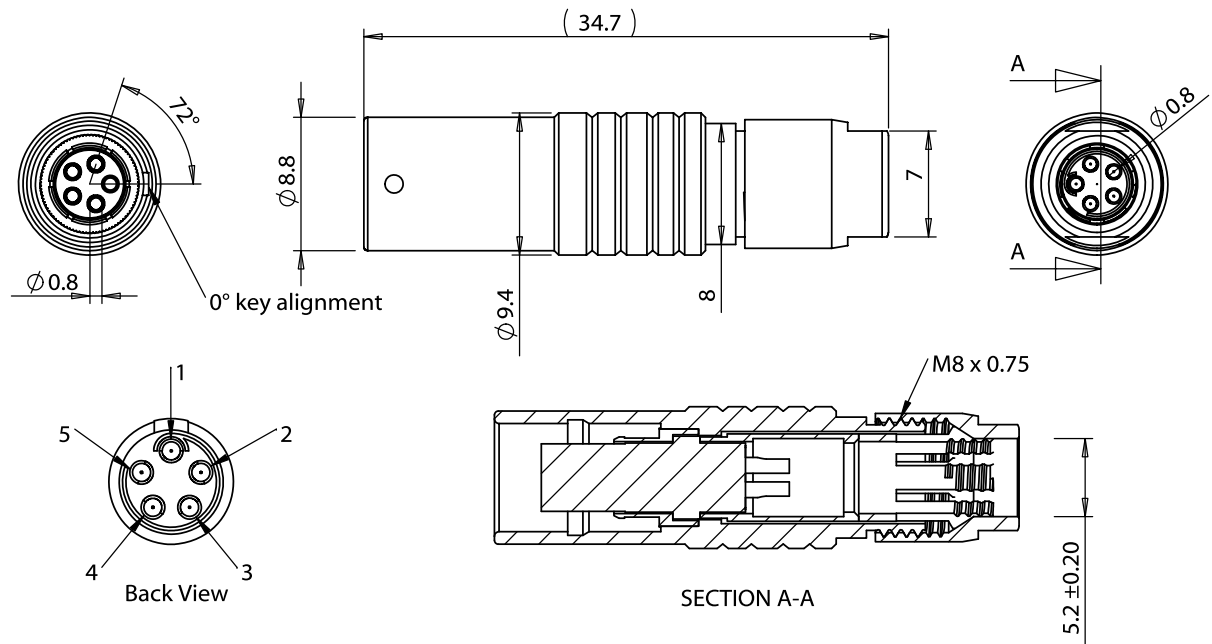

IP50 rating

Assembly info

Wire gauge: 24 AWG max (Ø0.60)
 Maximum cable jacket Ø: 5.2 mm
 Maximum collet nut tightening torque: 0.5 Nm

Mating info

Mates with PPL7 series plug (5 pin)



Revision:	Date:	Description:
A	12/13/2017	Initial Release

Prepared: AG
Digitally signed by AG
 Date: 2017.12.13 15:20:51 -08'00'

Verified: LA
Digitally signed by LA
 Date: 2017.12.19 10:39:59 -08'00'

Dimensions are in millimeters.
 Tolerances:
 X: ± 0.5 mm
 X.X: ± 0.3 mm
 X.XX: ± 0.05 mm

Notes:
 RoHS compliant

Function test: no open, no short circuit, no intermittent

Description:
 Connector, PPL7, 5C, 0° socket, 7x35 mm, chrome, solder, Ø4.2-5.2 mm wire

TENSILITY

tel 1.541.323.3228 800 877.670.7118
 fax 1.541.323.4202 web tensility.com

Size: A Part number: 51-00020.52

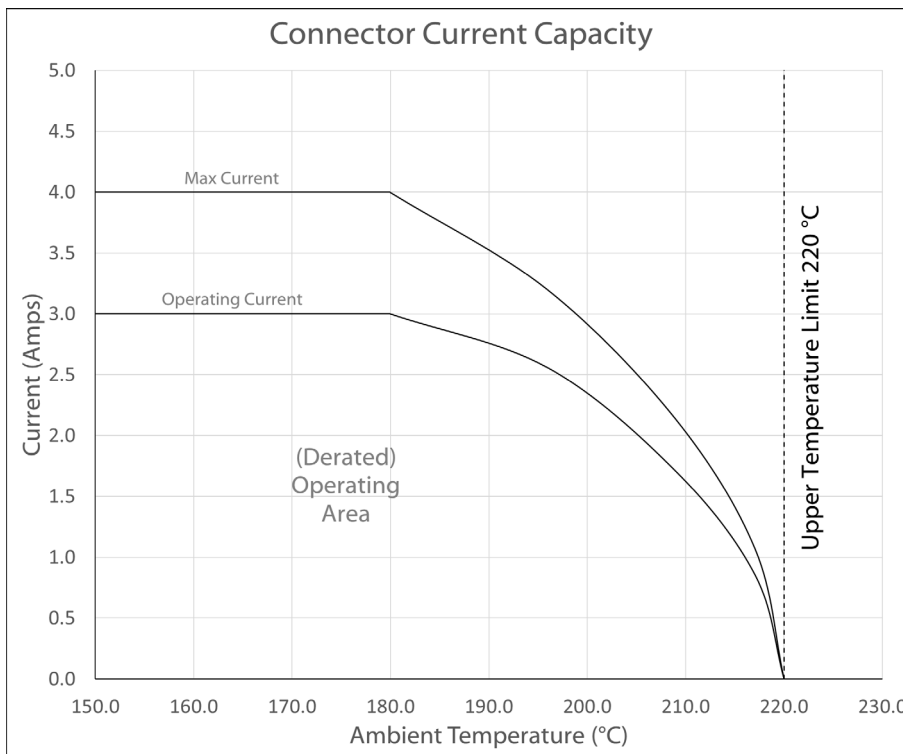
Scale: 2:1 Sheet 1 of 2

Ratings

Voltage: 300 V
Current: 3.0 A

Operating Temperature Range

-55 to 220 °C



Testing based on IEC 60512-5-2. Max current curve generated with isolated test article under controlled environmental conditions, and does not take into account external factors such as housings, mating cables, or other circuitry. Operating current curve (derated by 20% of maximum values) accounts for external factors, and manufacturing variation.

Revision:	Date:	Description:	Prepared:	Notes:	<h1>TENSILITY</h1> <p>tel 1.541.323.3228 800 877.670.7118 fax 1.541.323.4202 web tensility.com</p>
A	12/13/2017	Initial Release	AG <small>Digitally signed by AG Date: 2017.12.13 15:21:07 -0800</small>	RoHS compliant	
			Verified:	Function test: no open, no short circuit, no intermittent	Size: Part number:
			Dimensions are in millimeters. Tolerances: X: ± 0.5 mm X.X: ± 0.3 mm X.XX: ± 0.05 mm	Description: Connector, PPL7, 5C, 0° socket, 7x35 mm, chrome, solder, Ø4.2-5.2 mm wire	A 51-00020.52
					Scale: 2:1 Sheet 2 of 2